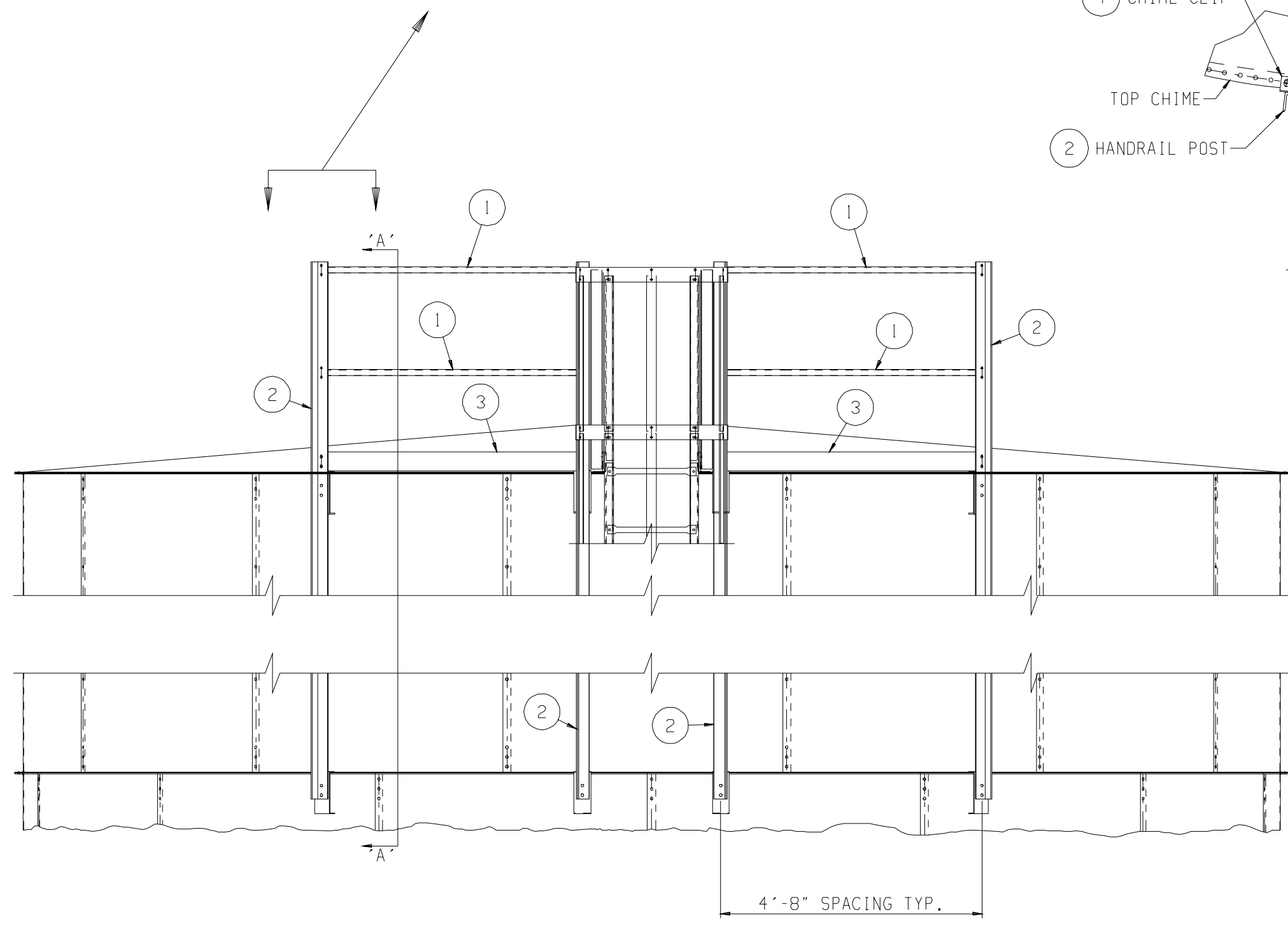
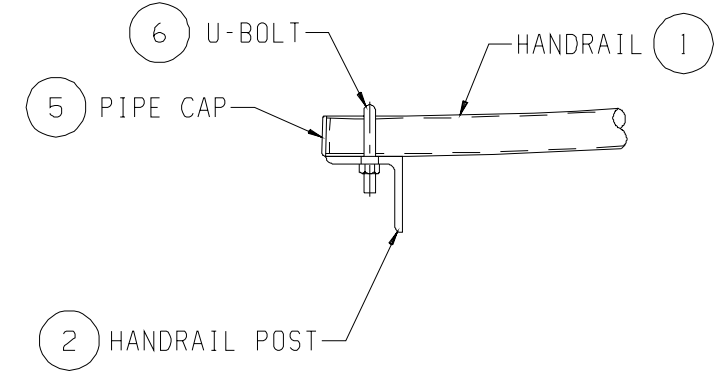
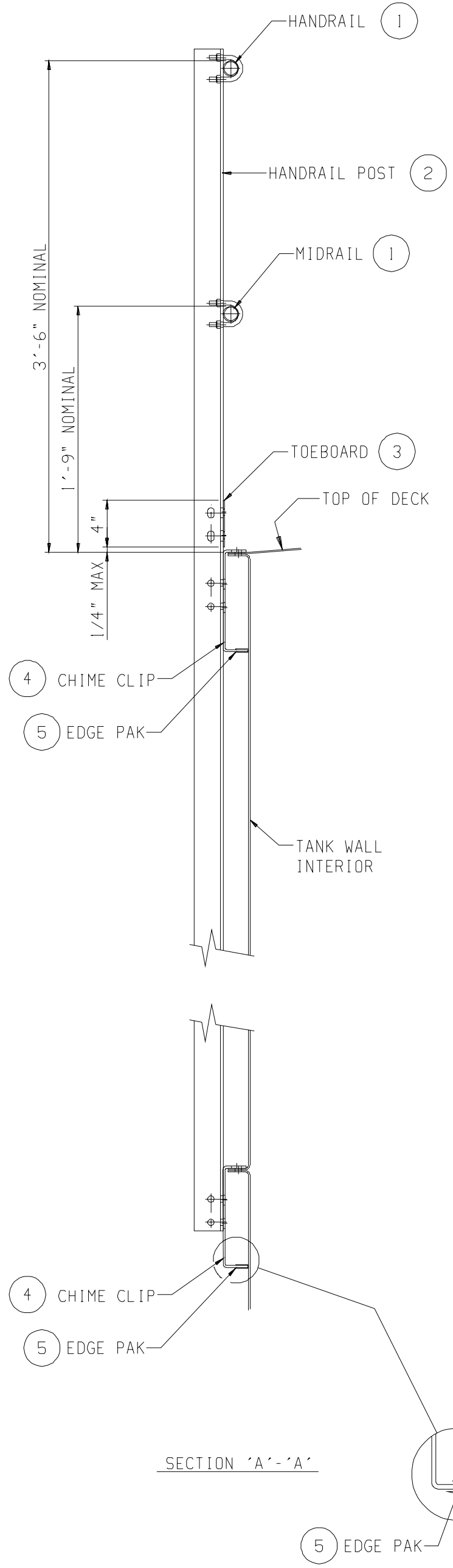
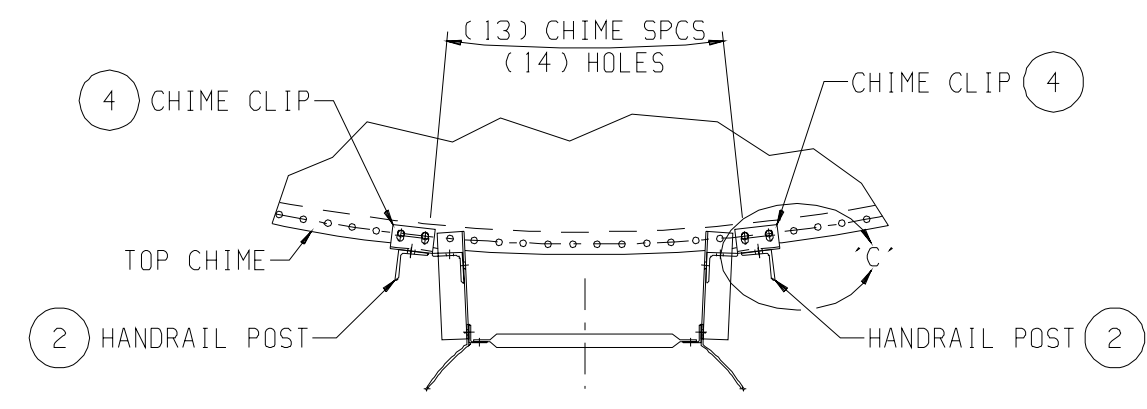
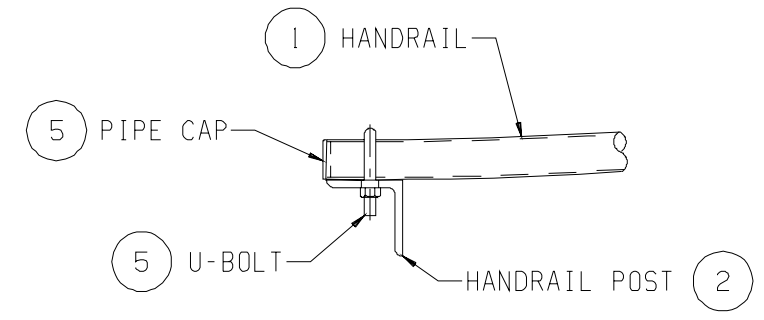


ITEM	D/S	PART NO.	QTY	DESCRIPTION	EST. WT.	PAINT CODE
1	A	50-38-0501-11	2	PIPE RAIL 1 3/8" DIA C.S. SS-20		NN/NNNN
2	A	50-80-0703-08	4	ANGLE POST 2 1/2X 2 1/2X 1/4		ZN/ZNNN
3	B	50-29-0520-11	2	TOEBOARD 12GA X 4"		ZN/ZNNN
4	B	50-80-0790-11	8	CHIME CLIP		ZN/ZNNN
* 5	-	50-09-0506-01	1	HARDWARE KIT		NN/NNNN
6						


* HARDWARE KIT INCLUDES:
 (8) EDGE PAKS
 (8) U-BOLTS
 (8) PIPE CAPS
 (26) SQ.HD BOLTS (1/2 X 1 1/4 LG)
 (26) HEX NUTS



- NOTES:
- 1). THIS PERIMETER GUARDRAIL IS DESIGNED TO COMPLY WITH THE REQUIREMENTS OF THE OCCUPATIONAL SAFETY AND HEALTH STANDARDS FOR THE GENERAL INDUSTRY.
 - 2). GUARDRAIL SHALL BE FIELD CUT TO LENGTH
 - 3). DO NOT TIGHTEN U-BOLTS UNTIL GUARDRAIL IS COMPLETELY POSITIONED.
 - 4). DO NOT CUT RAILING UNTIL AFTER THE ENTIRE RAIL IS POSITIONED IN THE U-BOLTS.
 - 5). PIPE CAPS USED AT OPENINGS WILL NOT FIT SWAGED END OF PIPE.
 - 6). RAILING FINISH: UNIFORM APPLICATION OF ZINC, CHROMATE & A CLEAR ORGANIC TOP COAT. POST, TOEBOARD & CLIP FINISH: HOT DIP GALVANIZED.
 - 7). USE 1/2 X 1 1/4 SQ.HD. BOLTS W/HEX NUTS FOR BOLTED CONNECTIONS, UNLESS OTHERWISE NOTED.

MAT'L. SPECIFICATIONS
 PIPE: ASTM A569 50 KSI MIN. YIELD STRENGTH
 PLATE & ANGLE: ASTM A36
 1/2" DIA BOLTS: ASTM A325
 SHEET: ASTM A570 GRADE 40

CONFIDENTIAL		D				SCALE	NTS
THIS DRAWING IS THE PROPRIETARY PROPERTY OF COLUMBIAN TECTANK, AND SHALL NOT BE USED NOR REPRODUCED WITHOUT THE EXPRESS WRITTEN CONSENT OF THE CORPORATION.		C				DRN.	SS 9/8/00
		B				CHK.	KJ 9/8/00
		A				APP.	JW 9/8/00
REV.		BY	CHK.	APP.	DATE		



PARTIAL GUARDRAIL FOR 34'-38" DIA TANK
 REL. NO. C 50-38-0504-01